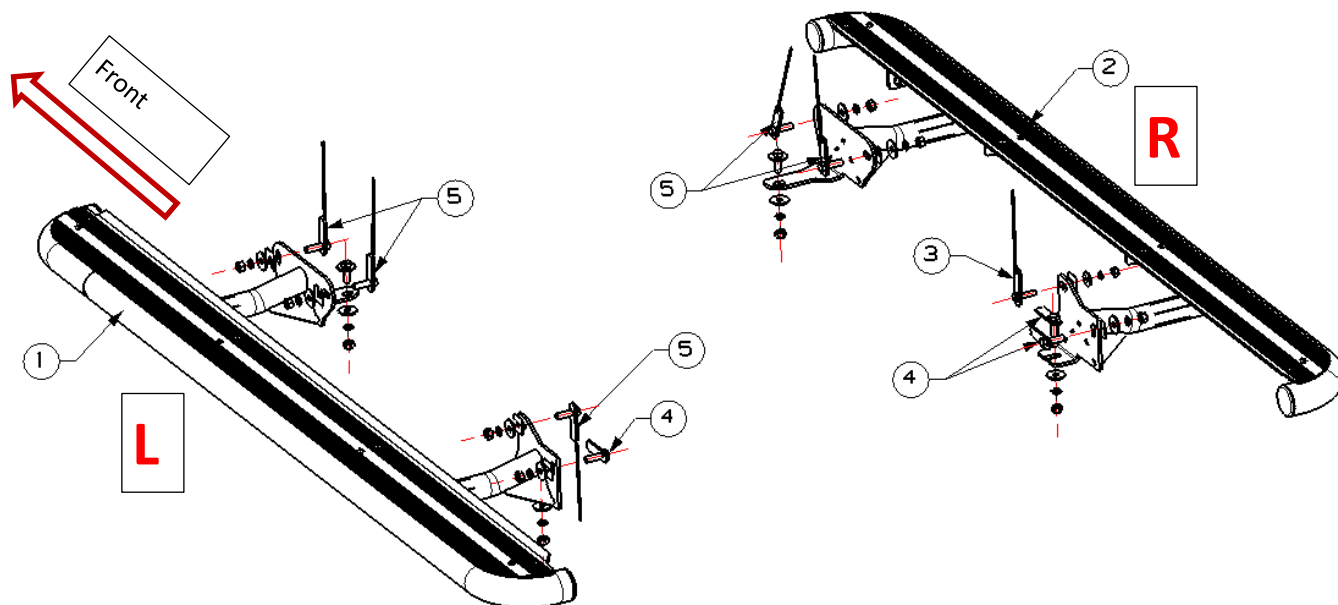


Fitting Instructions

Description :	OCAM Heavy Duty Steel Side Steps
Model :	Nissan Navara NP300 2015-Current
Item NO. :	SS2-NP300



Before Installation

- Please read the instruction carefully. They will also help you to avoid scratches or other potential damage to your vehicle.
- All images are for reference only and may vary slightly from the actual product you've received.




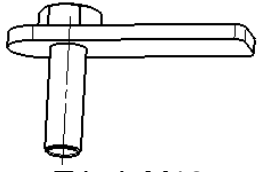



Care and Cleaning

- Mild soap may be used also to clean the side steps.
- Please periodically check and retighten all the hardware and keep your investment clean for a fresh look.

Standard Lock Torque
M10 - 80 Nm

PARTS LIST

Fitting Instructions

Item	Item NO.	Description	Qty	Item	Item NO.	Description	Qty
#1	200317759	 Main step LHS	1	#2	200317760	 Main step RHS	1
#3	200453909	 T-bolt on wire M10	1	#4	TY001182	 T-bolt M12	4
#5	200296315	 T-bolt on wire M12	5	#6	200193009	 PVC bolt holder sheet M10	1
#7	200193011	 PVC bolt holder sheet clip					

Hardware kit

Item	Item NO.	Description	Qty
#8	3000160	Spring Washer M10	1
#9	3000245	Flat Washer M10(10x30x2.5mm)	1
#10	3001491	Hex Nut M10	1
#11	3002819	Hex Head Bolt (Full thread) M12_35	2
#12	3000252	Flat Washer M12(12x37x3mm)	13
#13	3000171	Spring Washer M12	11
#14	3001505	Hex Nut M12	11

Fitting Instructions

Fiting Instruction :

1 . Install Main step (LHS) - Please align mounting bracket holes to chassis

