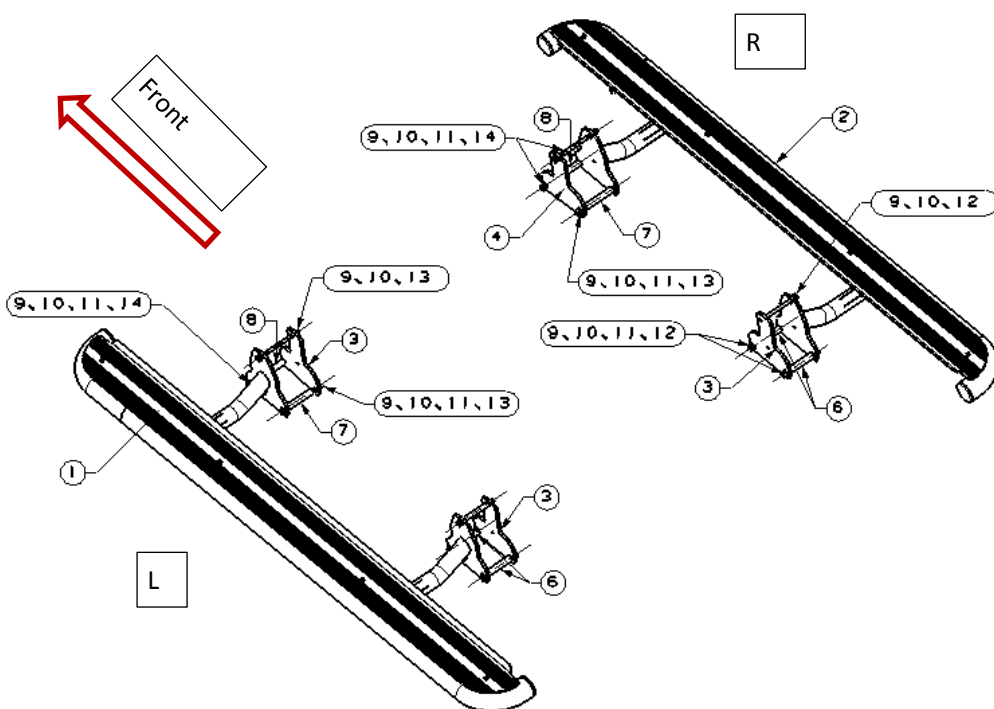


Fitting Instructions

Description :	OCAM Heavy Duty Steel Side Steps for Toyota Hilux N70 2005-15 Dual Cab
Model :	Toyota Hilux N70 2005-15 Dual Cab
Item NO. :	SS2-TV



Before Installation

- Please read the instruction carefully. They will also help you to avoid scratches or other potential damage to your vehicle.
- All images are for reference only and may vary slightly from the actual product you've received.

Care and Cleaning



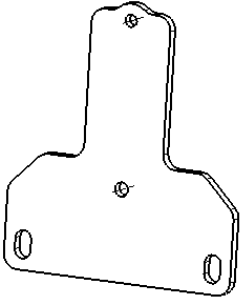
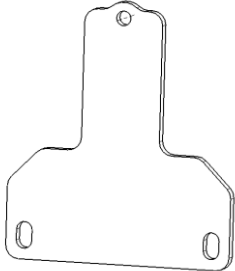

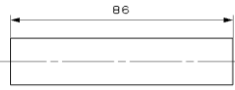
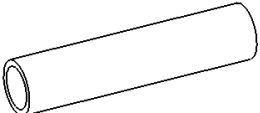
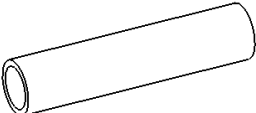
- Mild soap may be used also to clean the side steps.
- Please periodically check and retighten all the hardware and keep your investment clean for a fresh look.

Standard locking torque

M10 - 80 Nm

Fitting Instructions

PARTS LIST

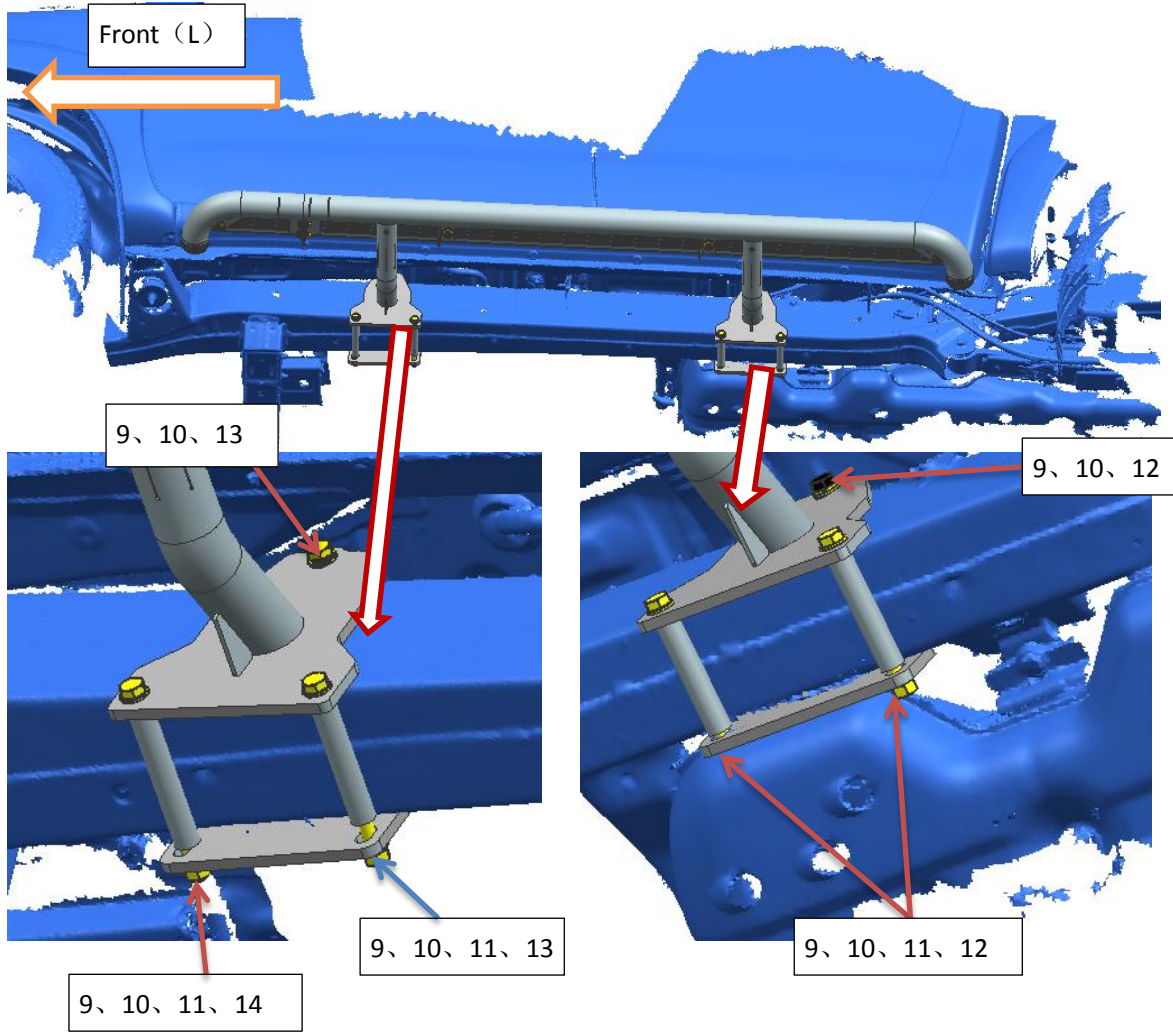
Item	Item NO.	Description	Qty	Item	Item NO.	Description	Qty
○1	200308710	 Main step LHS	1	○2	200308745	 Main step RHS	1
○3	200301923	 Rear Clamp Plate	3	○4	200425967	 Front Clamp Plate	1
○5	200193009	 M10 Plastic clip	4	○6	200255826	 Crush tube (86mm)	4
○7	200255835	 Crush tube (95mm)	2	○8	TY001172	 Crush tube (110mm)	2

Hardware kit

Item	Item NO.	Description	Qty
○9	3000160	Spring Washer D10	12
○10	3000318	Flat Washer D10(10x20x2mm)	21
○11	3000149	Hex Nut M10	9
○12	3002785	Hex Head Bolt (Full thread) M10_120	6
○13	3006072	Hex Head Bolt (Full thread) M10_140	3
○14	3002341	Hex Head Bolt M10_150_35	9

Fitting Instructions

Install Main step LHS



Fitting Instructions

Install Main step RHS

